

SUPER GT INT' SERIES MALAYSIA

GT4 Asia Cup

Sepang International Circuit 5.543 Km

Race 1 (Round 1)

19/06/2010 12:45

Race started at 12:48:15

Pos	No.	Name	Team	Nat.	Laps	Total Tm	Diff	Gap	Best Tm
1	7	Daniel BILSKI	Team Road and Track	AUS	12	30:23.612			2:23.719
2	23	Simon WATERS	Dynaten Motorsports	SIN	12	30:36.449	12.837	12.837	2:24.702
3	50	Matthew PERRY	Track Torque Racing	HKG	12	30:37.966	14.354	1.517	2:25.396
4	46	Adrian Henry D'SILVA	Nexus Racing	MAS	12	30:44.800	21.188	6.834	2:24.232
5	99	Frank YEE	S&D / Conca Maca Team	HKG	12	31:02.881	39.269	18.081	2:26.348
6	33	Ryan MARSDEN / Mark WILLI	Dynaten Motorsports	AUS	12	31:05.256	41.644	2.375	2:24.721
7	18	Nigel FARMER	Track Torque Racing	HKG	12	31:19.747	56.135	14.491	2:26.637
8	26	Gerard YAP / Gilbert YAP	Arrows Racing	SIN	12	31:55.012	1:31.400	35.265	2:26.881
9	59	HU Cheng Wei	Arrows Racing	HKG	12	32:57.555	2:33.943	1:02.543	2:33.466

Margin of Victory	Avg. Speed	Best Lap Tm	Best Speed	Best Lap by
12.837	131.309	2:23.719	138.846	7 - Daniel BILSKI

Timegear

The results are provisional until the end of the limit for protest and appeals
 The limit for protest expires 30' at the latest after publication of the results - Time:

Chief Timekeeper: Haris Shamsee	Clerk of the Course: Jeff Amin	Organiser: 	Sanctioned By:
-------------------------------------------------	------------------------------------------------	----------------	--------------------

SUPER GT INT' SERIES MALAYSIA

GT4 Asia Cup

Sepang International Circuit 5.543 Km

Race 1 (Round 1)




19/06/2010 12:45

Race started at 12:48:15

Lap	Time of Day	Lap Tm	S1	S2	S3	S4	Max	Lap	Time of Day	Lap Tm	S1	S2	S3	S4	Max
(7) Daniel BILSKI															
1	12:50:45.972	2:26.553	30.610	34.405	43.152	38.386	150.056	9	13:11:55.151	2:27.213	29.161	35.099	43.611	39.342	181.758
2	12:53:10.980	2:25.008	28.775	34.352	43.362	38.519	181.785	10	13:14:22.612	2:27.461	29.461	35.066	43.832	39.102	180.430
3	12:55:35.891	2:24.911	28.637	34.344	43.201	38.729	181.676	11	13:16:49.883	2:27.271	29.377	35.135	43.768	38.991	180.672
4	12:58:00.322	2:24.431	28.567	34.260	43.088	38.516	181.758	12	13:19:18.426	2:28.543	29.718	35.636	43.850	39.339	179.626
5	13:00:24.826	2:24.504	28.730	34.381	43.017	38.376	182.169	(33) Ryan MARSDEN / Mark WILLIAMSON							
p6	13:02:55.661	2:30.835	28.464	34.261	43.356	38.170	181.703	1	12:50:54.392	2:33.462	32.731	36.642	44.909	39.180	162.123
7	13:06:38.830	3:43.169		34.485	42.920	38.412		2	12:53:20.074	2:25.682	28.724	34.616	44.090	38.252	179.599
8	13:09:03.489	2:24.659	28.532	34.378	43.430	38.319	181.567	3	12:55:47.367	2:27.293	29.097	34.813	43.532	39.851	179.733
9	13:11:27.391	2:23.902	28.460	34.130	43.023	38.289	181.404	4	12:58:14.846	2:27.479	29.755	35.244	43.737	38.743	178.618
10	13:13:51.110	2:23.719	28.361	34.180	43.047	38.131	181.676	5	13:00:39.567	2:24.721	28.815	34.451	43.045	38.410	179.094
11	13:16:14.931	2:23.821	28.368	34.254	42.883	38.316	182.940	6	13:03:04.517	2:24.950	28.594	34.453	43.367	38.536	180.027
12	13:18:39.157	2:24.226	28.363	34.434	43.116	38.313	182.830	p7	13:05:38.322	2:33.805	28.767	34.525	44.039		179.200
(23) Simon WATERS															
1	12:50:49.428	2:29.674	31.244	35.277	44.372	38.781	151.200	8	13:09:34.073	3:55.751		36.503	44.679	38.899	
2	12:53:18.114	2:28.686	29.151	35.314	45.298	38.923	181.377	9	13:12:01.002	2:26.929	29.078	34.638	44.081	39.132	179.493
3	12:55:44.911	2:26.797	28.624	35.152	44.235	38.786	181.676	10	13:14:27.551	2:26.549	29.344	34.813	43.485	38.907	179.626
4	12:58:11.025	2:26.114	28.802	34.849	43.767	38.696	181.977	11	13:16:54.128	2:26.577	29.152	34.898	43.730	38.797	179.333
p5	13:00:43.554	2:32.529	28.883	34.777	43.492		181.159	12	13:19:20.801	2:26.673	29.369	34.722	43.775	38.807	180.403
6	13:04:19.635	3:36.081		34.839	43.515	38.540		(18) Nigel FARMER							
7	13:06:45.081	2:25.446	28.728	34.558	43.707	38.453	181.867	1	12:50:49.742	2:29.499	32.047	34.515	44.379	38.558	154.601
8	13:09:10.381	2:25.300	28.504	34.794	43.600	38.402	181.322	2	12:53:18.383	2:28.641	29.512	34.897	45.352	38.880	180.161
9	13:11:35.748	2:25.367	28.776	34.673	43.365	38.553	181.676	3	12:55:46.612	2:28.229	28.859	34.956	45.136	39.278	178.697
10	13:14:01.617	2:25.869	28.686	34.528	43.849	38.806	182.059	4	12:58:16.908	2:30.296	29.861	36.721	44.841	38.873	177.987
11	13:16:26.319	2:24.702	28.399	34.615	43.487	38.201	181.540	p5	13:00:50.892	2:33.984	29.235	35.124	44.266		178.197
12	13:18:51.994	2:25.675	28.985	34.809	43.298	38.583	183.328	6	13:04:39.901	3:49.009		34.950	43.684	46.099	
(50) Matthew PERRY															
1	12:50:50.063	2:30.050	33.022	35.258	43.730	38.040	151.845	7	13:07:08.037	2:28.136	29.546	35.070	44.578	38.942	172.973
2	12:53:19.081	2:29.018	29.407	35.449	44.919	39.243	183.134	8	13:09:35.395	2:27.358	29.434	35.197	44.223	38.504	176.301
3	12:55:45.748	2:26.667	29.287	34.682	44.192	38.506	177.517	9	13:12:02.032	2:26.637	29.275	34.946	43.801	38.615	178.433
4	12:58:11.461	2:25.713	28.475	34.924	44.061	38.253	181.349	10	13:14:37.852	2:35.820	29.285	34.825	44.322	47.388	178.223
5	13:00:37.936	2:26.475	29.196	34.724	43.840	38.715	180.861	11	13:17:07.460	2:29.608	29.735	35.323	45.030	39.520	174.143
6	13:03:03.764	2:25.828	28.683	34.733	44.026	38.386	178.591	12	13:19:35.292	2:27.832	29.367	35.218	44.393	38.854	176.378
p7	13:05:36.506	2:32.742	29.024	34.706	44.150		179.546	(26) Gerard YAP / Gilbert YAP							
8	13:09:11.484	3:34.978		34.897	43.828	38.248		1	12:50:56.560	2:35.591	33.357	37.082	45.731	39.421	154.898
9	13:11:37.037	2:25.553	28.584	34.829	43.972	38.168	179.041	2	12:53:23.608	2:27.048	29.264	34.571	44.291	38.922	178.776
10	13:14:02.523	2:25.486	28.577	34.644	43.818	38.447	180.726	3	12:55:50.489	2:26.881	28.776	34.693	44.008	39.404	180.969
11	13:16:27.919	2:25.396	28.659	34.744	43.894	38.099	181.322	4	12:58:17.619	2:27.130	29.117	35.140	44.098	38.775	179.120
12	13:18:53.511	2:25.592	28.737	34.546	43.779	38.530	180.645	5	13:00:46.195	2:28.576	29.309	34.895	45.322	39.050	181.513
(46) Adrian Henry D'SILVA															
1	12:50:54.072	2:34.389	33.052	37.358	44.961	39.018	149.407	6	13:03:15.739	2:29.544	29.053	35.557	45.555	39.379	178.249
2	12:53:19.550	2:25.478	28.711	34.663	43.902	38.202	184.362	p7	13:05:53.576	2:37.837	29.446	35.218	45.342		178.381
3	12:55:47.086	2:27.536	29.489	34.883	44.748	38.416	185.778	8	13:09:48.218	3:54.642		37.988	47.899		40.388
4	12:58:14.126	2:27.040	29.729	35.242	43.842	38.227	186.379	9	13:12:23.803	2:35.585	30.590	37.161	47.379	40.455	178.328
5	13:00:39.017	2:24.891	28.340	34.441	43.935	38.175	184.672	10	13:14:57.667	2:33.864	30.238	37.042	46.557	40.027	178.512
p6	13:03:12.519	2:33.502	28.389	34.566	44.584		185.749	11	13:17:34.407	2:36.740	30.322	37.989	47.294	41.135	179.519
7	13:06:54.769	3:42.250		34.385	43.828	38.051		12	13:20:10.557	2:36.150	30.742	37.726	47.497	40.185	178.618
8	13:09:20.086	2:25.317	28.538	34.547	44.137	38.095	185.209	(59) HU Cheng Wei							
9	13:11:44.654	2:24.568	28.533	34.203	43.764	38.068	185.436	1	12:51:02.715	2:41.309	34.122	38.671	47.673	40.843	154.859
10	13:14:08.886	2:24.232	28.311	34.350	43.122	38.449	185.721	2	12:53:38.456	2:35.741	30.406	37.073	48.071	40.191	172.259
11	13:16:34.118	2:25.232	28.460	34.820	43.858	38.094	185.892	3	12:56:15.039	2:36.583	30.451	36.392	49.066	40.674	171.843
12	13:19:00.345	2:26.227	28.603	34.563	44.869	38.192	186.092	4	12:58:52.103	2:37.064	30.592	37.138	49.122	40.212	172.899
(99) Frank YEE															
1	12:50:55.006	2:35.075	33.613	37.157	44.934	39.371	152.400	5	13:01:28.689	2:36.586	30.592	36.116	48.897	40.981	174.269
2	12:53:21.730	2:26.724	29.205	34.944	43.444	39.131	178.092	6	13:04:05.276	2:36.587	30.896	37.203	47.414	41.074	172.259
3	12:55:48.078	2:26.348	29.371	34.900	43.378	38.699	179.253	p7	13:06:48.583	2:43.307	30.802	36.362	47.163		174.671
4	12:58:16.451	2:28.373	29.509	35.699	43.935	39.230	180.188	8	13:10:49.342	4:00.759		36.489	47.484	40.545	
5	13:00:42.995	2:26.544	28.945	35.390	43.500	38.709	178.512	9	13:13:23.152	2:33.810	31.108	35.973	46.617	40.112	168.632
p6	13:03:20.791	2:37.796	28.847	35.073	43.444		179.386	10	13:15:56.618	2:33.466	30.614	36.414	46.069	40.369	171.380
7	13:07:01.529	3:40.738		34.991	43.704	39.292		11	13:18:33.674	2:37.056	30.088	36.457	49.009	41.502	172.259
8	13:09:27.938	2:26.409	29.272	34.661	43.668	38.808	178.829	12	13:21:13.100	2:39.426	30.786	36.538	47.162	44.940	169.888

The results are provisional until the end of the limit for protest and appeals

The limit for protest expires 30' at the latest after publication of the results - Time:

Chief Timekeeper: Haris Shamsee	Clerk of the Course: Jeff Amin	Organiser: 	Sanctioned By:  
--------------------------------------------------------	-------------------------------------------------------	-----------------------------------------------------------------------------------------------------	-----------------------------------------------------------------------------------------------------------------------------------------------------------------------------------------------