

GRAN PREMIO bwin DE ESPAÑA

**Warm Up
Classification**

13

	<i>Rider</i>	<i>Nation</i>	<i>Team</i>	<i>Motorcycle</i>	<i>Time</i>	<i>Lap Total</i>	<i>Gap</i>	<i>Top Speed</i>
1	6 Alex DEBON	SPA	Aeroport de Castello - Ajo	FTR	1'44.705	4 11		249.5
2	12 Thomas LUTHI	SWI	Interwetten Moriwaki Moto2	MORIWAKI	1'44.939	9 12	0.234 0.234	247.6
3	24 Toni ELIAS	SPA	Gresini Racing Moto2	MORIWAKI	1'44.954	8 9	0.249 0.015	248.1
4	72 Yuki TAKAHASHI	JPN	Tech 3 Racing	TECH 3	1'44.982	11 11	0.277 0.028	245.3
5	3 Simone CORSI	ITA	JIR Moto2	MOTOBI	1'45.163	5 10	0.458 0.181	245.2
6	71 Claudio CORTI	ITA	Forward Racing	SUTER	1'45.191	9 9	0.486 0.028	246.3
7	60 Julian SIMON	SPA	Mapfre Aspar Team	RSV	1'45.197	7 11	0.492 0.006	244.7
8	45 Scott REDDING	GBR	Marc VDS Racing Team	SUTER	1'45.295	6 9	0.590 0.098	245.8
9	8 Anthony WEST	AUS	MZ Racing Team	MZ-RE HONDA	1'45.328	8 12	0.623 0.033	241.9
10	65 Stefan BRADL	GER	Viessmann Kiefer Racing	SUTER	1'45.374	10 10	0.669 0.046	246.9
11	68 Yonny HERNANDEZ	COL	Blusens-STX	BQR-MOTO2	1'45.389	6 10	0.684 0.015	244.2
12	25 Alex BALDOLINI	ITA	Caretta Technology Race Dept	I.C.P.	1'45.485	11 11	0.780 0.096	243.6
13	17 Karel ABRAHAM	CZE	Cardion AB Motoracing	RSV	1'45.493	10 10	0.788 0.008	246.5
14	2 Gabor TALMACSI	HUN	Fimmco Speed Up	SPEED UP	1'45.513	4 10	0.808 0.020	245.2
15	14 Ratthapark WILAIROT	THA	Thai Honda PTT Singha SAG	BIMOTA	1'45.523	7 9	0.818 0.010	239.8
16	48 Shoya TOMIZAWA	JPN	Technomag-CIP	SUTER	1'45.546	9 9	0.841 0.023	245.1
17	44 Roberto ROLFO	ITA	Italtrans S.T.R.	SUTER	1'45.547	7 12	0.842 0.001	245.3
18	29 Andrea IANNONE	ITA	Fimmco Speed Up	SPEED UP	1'45.644	3 9	0.939 0.097	248.3
19	16 Jules CLUZEL	FRA	Forward Racing	SUTER	1'45.652	10 11	0.947 0.008	244.6
20	52 Lukas PESEK	CZE	Matteoni CP Racing	MORIWAKI	1'45.689	11 12	0.984 0.037	244.6
21	40 Sergio GADEA	SPA	Tenerife 40 Pons	PONS KALEX	1'45.740	7 11	1.035 0.051	248.8
22	59 Niccolo CANEPA	ITA	RSM Team Scot	FORCE GP210	1'45.756	10 11	1.051 0.016	242.9
23	9 Kenny NOYES	USA	Jack & Jones by A.Banderas	PROMOHARRIS	1'45.757	8 8	1.052 0.001	241.3
24	5 Joan OLIVE	SPA	Jack & Jones by A.Banderas	PROMOHARRIS	1'45.825	11 11	1.120 0.068	244.6
25	10 Fonsi NIETO	SPA	Holiday Gym G22	MORIWAKI	1'45.832	10 11	1.127 0.007	244.1
26	77 Dominique AEGERTER	SWI	Technomag-CIP	SUTER	1'45.917	4 9	1.212 0.085	245.5
27	55 Hector FAUBEL	SPA	Marc VDS Racing Team	SUTER	1'46.278	8 10	1.573 0.361	243.5
28	35 Raffaele DE ROSA	ITA	Tech 3 Racing	TECH 3	1'46.387	4 11	1.682 0.109	244.6
29	80 Axel PONS	SPA	Tenerife 40 Pons	PONS KALEX	1'46.409	11 11	1.704 0.022	246.2
30	76 Bernat MARTINEZ	SPA	Maquinza-SAG Team	BIMOTA	1'46.459	11 11	1.754 0.050	239.9
31	91 Ivan MORENO	SPA	Andalucia Cajasol	MORIWAKI	1'46.585	10 11	1.880 0.126	238.7
32	39 Robertino PIETRI	VEN	Italtrans S.T.R.	SUTER	1'46.700	11 11	1.995 0.115	245.2
33	95 Mashel AL NAIMI	QAT	Blusens-STX	BQR-MOTO2	1'46.713	11 11	2.008 0.013	244.6
34	63 Mike DI MEGLIO	FRA	Mapfre Aspar Team	RSV	1'46.724	9 9	2.019 0.011	244.0
35	41 Arne TODE	GER	Racing Team Germany	SUTER	1'46.778	8 11	2.073 0.054	242.0
36	61 Vladimir IVANOV	UKR	Gresini Racing Moto2	MORIWAKI	1'46.853	4 11	2.148 0.075	244.2
37	92 Amadeo LLADOS	SPA	Llados Racing Team	AJR	1'47.007	8 11	2.302 0.154	240.5
38	53 Valentin DEBISE	FRA	WTR San Marino Team	ADV	1'47.061	9 10	2.356 0.054	241.1
39	75 Mattia PASINI	ITA	JIR Moto2	MOTOBI	1'47.132	7 7	2.427 0.071	245.1
40	15 Alex DE ANGELIS	RSM	RSM Team Scot	FORCE GP210	1'47.241	2 3	2.536 0.109	240.1
41	88 Yannick GUERRA	SPA	Holiday Gym G22	MORIWAKI	1'47.632	11 11	2.927 0.391	242.0
	21 Vladimir LEONOV	RUS	Vector Kiefer Racing	SUTER				

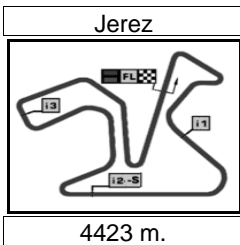
The results are provisional until the end of the limit for protest and appeals.

Time limit for protest expires 60' after publication of the results - Mr. Time:

These data/results cannot be reproduced, stored and/or transmitted in whole or in part by any manner of electronic, mechanical, photocopying, recording, broadcasting or otherwise now known or herein after developed without the previous express consent by the copyright owner, except for reproduction in daily press and regular printed publications on sale to the public within 60 days of the event related to those data/results and always provided that copyright symbol appears together as follows below.

© DORNA, 2010





Computerised results and timing service provided by **TISSOT**

Updated
Moto2

GRAN PREMIO bwin DE ESPAÑA

**Warm Up
Classification**

13



Rider Nation Team Motorcycle Time Lap Total Gap Top Speed

Practice condition: Dry
Air: 21°
Humidity: 64%
Ground: 26°

Fastest Lap:	Lap: 4	Alex DEBON	1'44.705	152.072 Km/h
Circuit Record Lap:		New category		
Circuit Best Lap:	2010	Shoya TOMIZAWA	1'44.372	152.558 Km/h

The results are provisional until the end of the limit for protest and appeals.

Time limit for protest expires 60' after publication of the results - Mr. Time:

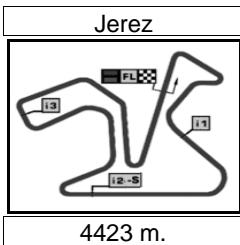
These data/results cannot be reproduced, stored and/or transmitted in whole or in part by any manner of electronic, mechanical, photocopying, recording, broadcasting or otherwise now known or herein after developed without the previous express consent by the copyright owner, except for reproduction in daily press and regular printed publications on sale to the public within 60 days of the event related to those data/results and always provided that copyright symbol appears together as follows below.

© DORNA, 2010

Official MotoGP Timing by **TISSOT**
www.motogp.com

Jerez de la Frontera, Sunday, May 02, 2010






Computerised results and timing service provided by **TISSOT**

MotoGP

GRAN PREMIO bwin DE ESPAÑA

**Warm Up
Classification**

13

	Rider	Nation	Team	Motorcycle	Time	Lap Total	Gap	Top Speed
1	99 Jorge LORENZO	SPA	Fiat Yamaha Team	YAMAHA	1'39.899	7 12		273.9
2	26 Dani PEDROSA	SPA	Repsol Honda Team	HONDA	1'39.974	7 12	0.075 0.075	276.1
3	69 Nicky HAYDEN	USA	Ducati Marlboro Team	DUCATI	1'39.975	9 12	0.076 0.001	277.0
4	11 Ben SPIES	USA	Monster Yamaha Tech 3	YAMAHA	1'40.526	10 11	0.627 0.551	280.2
5	65 Loris CAPIROSSI	ITA	Rizla Suzuki MotoGP	SUZUKI	1'40.596	11 12	0.697 0.070	272.6
6	27 Casey STONER	AUS	Ducati Marlboro Team	DUCATI	1'40.604	11 11	0.705 0.008	276.5
7	5 Colin EDWARDS	USA	Monster Yamaha Tech 3	YAMAHA	1'40.667	11 11	0.768 0.063	271.7
8	7 Hiroshi AOYAMA	JPN	Interwetten Honda MotoGP	HONDA	1'40.674	5 12	0.775 0.007	275.3
9	4 Andrea DOVIZIOSO	ITA	Repsol Honda Team	HONDA	1'40.752	11 11	0.853 0.078	269.0
10	14 Randy DE PUNIET	FRA	LCR Honda MotoGP	HONDA	1'40.857	7 8	0.958 0.105	272.7
11	41 Aleix ESPARGARO	SPA	Pramac Racing Team	DUCATI	1'40.859	11 12	0.960 0.002	268.0
12	36 Mika KALLIO	FIN	Pramac Racing Team	DUCATI	1'40.945	11 11	1.046 0.086	271.1
13	58 Marco SIMONCELLI	ITA	San Carlo Honda Gresini	HONDA	1'40.960	7 11	1.061 0.015	268.1
14	46 Valentino ROSSI	ITA	Fiat Yamaha Team	YAMAHA	1'41.061	12 12	1.162 0.101	274.2
15	33 Marco MELANDRI	ITA	San Carlo Honda Gresini	HONDA	1'41.070	5 12	1.171 0.009	273.8
16	19 Alvaro BAUTISTA	SPA	Rizla Suzuki MotoGP	SUZUKI	1'41.074	10 12	1.175 0.004	275.9
17	40 Hector BARBERA	SPA	Paginas Amarillas Aspar	DUCATI	1'41.288	10 11	1.389 0.214	273.7

Practice condition: Dry
Air: 22°
Humidity: 51%
Ground: 26°

Fastest Lap:	Lap: 7	Jorge LORENZO	1'39.899	159.388 Km/h
Circuit Record Lap:	2009	Valentino ROSSI	1'39.818	159.518 Km/h
Circuit Best Lap:	2008	Jorge LORENZO	1'38.189	162.164 Km/h

The results are provisional until the end of the limit for protest and appeals.

Time limit for protest expires 60' after publication of the results - Mr. Time:

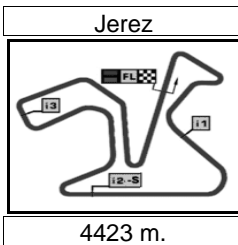
These data/results cannot be reproduced, stored and/or transmitted in whole or in part by any manner of electronic, mechanical, photocopying, recording, broadcasting or otherwise now known or herein after developed without the previous express consent by the copyright owner, except for reproduction in daily press and regular printed publications on sale to the public within 60 days of the event related to those data/results and always provided that copyright symbol appears together as follows below.

© DORNA, 2010

Official MotoGP Timing by **TISSOT**
www.motogp.com

Jerez de la Frontera, Sunday, May 02, 2010






Computerised results and timing service provided by **TISSOT**

125cc

GRAN PREMIO bwin DE ESPAÑA

**Warm Up
Classification**

13

	<i>Rider</i>	<i>Nation</i>	<i>Team</i>	<i>Motorcycle</i>	<i>Time</i>	<i>Lap Total</i>	<i>Gap</i>	<i>Top Speed</i>
1	93 Marc MARQUEZ	SPA	Red Bull Ajo Motorsport	DERBI	1'47.453	9 9		212.3
2	44 PoI ESPARGARO	SPA	Tuenti Racing	DERBI	1'48.383	7 10	0.930 0.930	213.3
3	40 Nicolas TEROL	SPA	Bancaja Aspar Team	APRILIA	1'48.494	9 9	1.041 0.111	212.8
4	38 Bradley SMITH	GBR	Bancaja Aspar Team	APRILIA	1'48.565	7 10	1.112 0.071	210.6
5	7 Efren VAZQUEZ	SPA	Tuenti Racing	DERBI	1'48.741	9 10	1.288 0.176	214.7
6	12 Esteve RABAT	SPA	Blusens-STX	APRILIA	1'48.873	8 11	1.420 0.132	209.5
7	11 Sandro CORTESE	GER	Avant Mitsubishi Ajo	DERBI	1'49.021	10 10	1.568 0.148	211.9
8	35 Randy KRUMMENACHER	SWI	Stipa-Molenaar Racing GP	APRILIA	1'49.604	11 11	2.151 0.583	212.8
9	23 Alberto MONCAYO	SPA	Andalucia Cajasol	APRILIA	1'49.612	11 11	2.159 0.008	210.5
10	99 Danny WEBB	GBR	Andalucia Cajasol	APRILIA	1'49.808	11 11	2.355 0.196	212.2
11	5 Alexis MASBOU	FRA	Ongetta Team	APRILIA	1'49.878	9 11	2.425 0.070	211.0
12	71 Tomoyoshi KOYAMA	JPN	Racing Team Germany	APRILIA	1'49.893	9 11	2.440 0.015	211.8
13	14 Johann ZARCO	FRA	WTR San Marino Team	APRILIA	1'50.123	9 9	2.670 0.230	208.9
14	94 Jonas FOLGER	GER	Ongetta Team	APRILIA	1'50.203	10 11	2.750 0.080	208.4
15	26 Adrian MARTIN	SPA	Aeroport de Castello - Ajo	APRILIA	1'50.450	8 9	2.997 0.247	213.1
16	50 Sturla FAGERHAUG	NOR	AirAsia - Sepang Int. Circuit	APRILIA	1'50.688	11 11	3.235 0.238	207.1
17	32 Lorenzo SAVADORI	ITA	Matteoni CP Racing	APRILIA	1'50.777	10 10	3.324 0.089	206.5
18	57 Isaac VIÑALES	SPA	Catalunya Racing Team	APRILIA	1'51.016	7 9	3.563 0.239	203.2
19	87 Luca MARCONI	ITA	Ongetta Team	APRILIA	1'51.338	6 11	3.885 0.322	207.1
20	69 Louis ROSSI	FRA	CBC Corse	APRILIA	1'51.379	8 10	3.926 0.041	207.9
21	84 Jakub KORNFEIL	CZE	Racing Team Germany	APRILIA	1'51.587	8 8	4.134 0.208	206.7
22	39 Luis SALOM	SPA	Lambretta Reparto Corse	LAMBRETTA	1'51.717	10 10	4.264 0.130	206.8
23	78 Marcel SCHROTTER	GER	Interwetten Honda 125	HONDA	1'52.067	7 10	4.614 0.350	206.1
24	60 Michael VAN DER MARK	NED	Team Sachsenring	APRILIA	1'52.107	9 11	4.654 0.040	205.6
25	80 Quentin JACQUET	FRA	Stipa-Molenaar Racing GP	APRILIA	1'52.360	7 11	4.907 0.253	203.1
26	58 Joan PERELLO	SPA	SAG Castrol	HONDA	1'52.473	9 10	5.020 0.113	202.4
27	59 Johnny ROSELL	SPA	SAG Castrol	HONDA	1'52.908	8 11	5.455 0.435	206.7
28	63 Zulfahmi KHAIRUDDIN	MAL	AirAsia - Sepang Int. Circuit	APRILIA	1'53.294	9 11	5.841 0.386	205.2
29	72 Marco RAVAIOLI	ITA	Lambretta Reparto Corse	LAMBRETTA	1'53.706	7 8	6.253 0.412	202.7
30	51 Riccardo MORETTI	ITA	Fontana Racing	APRILIA	1'55.365	5 8	7.912 1.659	198.8
31	53 Jasper IWEMA	NED	CBC Corse	APRILIA	1'57.633	2 5	10.180 2.268	211.8

Practice condition: Dry
Air: 20°
Humidity: 65%
Ground: 25°

<i>Fastest Lap:</i>	Lap: 9	Marc MARQUEZ	1'47.453	148.183 Km/h
<i>Circuit Record Lap:</i>	2009	Julian SIMON	1'47.057	148.731 Km/h
<i>Circuit Best Lap:</i>	2010	Marc MARQUEZ	1'46.829	149.049 Km/h

The results are provisional until the end of the limit for protest and appeals.

Time limit for protest expires 60' after publication of the results - Mr. Time:

These data/results cannot be reproduced, stored and/or transmitted in whole or in part by any manner of electronic, mechanical, photocopying, recording, broadcasting or otherwise now known or herein after developed without the previous express consent by the copyright owner, except for reproduction in daily press and regular printed publications on sale to the public within 60 days of the event related to those data/results and always provided that copyright symbol appears together as follows below.

© DORNA, 2010

Official MotoGP Timing by **TISSOT**
www.motogp.com

Jerez de la Frontera, Sunday, May 02, 2010

